



Order Form

date ordered:	requested delivery date:	performance date::
---------------	--------------------------	--------------------

BILL TO:

School/Organization		
Contact Person		
Addresss		
City	State	Zip
daytime phone		
email:		

SHIP TO:

School/Organization		
Contact Person		
Addresss		
City	State	Zip
evening phone		

Shipping

residence: non-residence:

UPS Ground (7% of order, \$15 minimum)	
UPS 3 day (8% of order, \$20 minimum))	
UPS 2 day (9% of order, \$25 minimum))	
Next day (13% of order, \$40 minimum))	

<input type="checkbox"/>	prepayment in full, we accept all major CCs
<input type="checkbox"/>	50% deposit - balance due prior to shipping
<input type="checkbox"/>	purchase order for full order, 50% deposit require

Check which method of payment you prefer.

Payment

credit card number		
expiration date	security code	
name (as it appears on card)		
card holders billing addresss		
city	state	zip

ORDER

qty	style no.	fabric	color	size	description	price ea.	total

signature:

subtotal	
shipping	
total	
deposit	
balance	

By signing this form I verify that the order is complete and accurate and that I agree to Dornink policies. This order form must be signed and accompanied by complete sizing information and deposit in order to be placed into production



Sample Order Form

date ordered:		
---------------	--	--

BILL TO:

School/Organization		
Contact Person		
Address		
City	State	Zip
daytime phone		
email:		

SHIP TO:

School/Organization		
Contact Person		
Address		
City	State	Zip
evening phone		

Shipping

residence: _____ non-residence: _____

UPS Ground (7% of order, \$15 minimum)	
UPS 3 day (8% of order, \$20 minimum)	
UPS 2 day (9% of order, \$25 minimum)	
Next day (13% of order, \$40 minimum)	

<input type="checkbox"/>	prepayment in full, we accept all major CCs
<input type="checkbox"/>	50% deposit - balance due prior to shipping
<input type="checkbox"/>	purchase order for full order, 50% deposit require

Check which method of payment you prefer.

Payment

credit card number		
expiration date	security code	
name (as it appears on card)		
card holders billing address		
city	state	zip

ORDER

qty	style no.	fabric (if custom)	color	size	description	price ea.	total

signature:

subtotal	
shipping	\$ 15.00
total	
deposit	
balance	

By signing this form I verify that the order is complete and accurate and that I agree to Dornink policies.

dornink

Dornink spandex dresses & skirts

	XXS	XS	S	M	L	XL	2XL	3XL	4XL	5XL
bust	30-32	32-34	34-36	36-38	38-40	40-42	42-44	44-47	47-50	50-53
waist	23-25	25-27	27-29	29-31	31-33	33-35	35-37	37-40	40-43	43-46
hip	33-35	35-37	37-39	39-41	41-43	43-45	45-47	47-50	50-53	53-56

Dornink non-spandex dresses & skirts

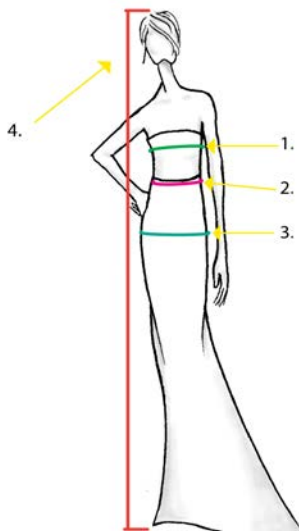
	0	2	4	6	8	10	12	14	16	18	20	22	24	26
bust	32	33	34	35	36	37	38.5	40	41.5	43.5	45.5	47.5	49.5	51.5
waist	25	26	27	28	29	30	31.5	33	34.5	36.5	38.5	40.5	42.5	44.5
hip	35	36	37	38	39	40	41.5	43	44.5	46.5	48.5	50.5	52.5	54.5

READY to WEAR - sizing is specific to each style - see online sizing

Sizing Instructions

- Please carefully read sizing directions and information.
- Standard measurements needed for Dornink Show Choir dresses are bust, waist, hips & height.
- Garments should always be ordered to fit the biggest body measurement. Some alterations are to be expected. Dornink sizes may be different than standard retail sizes. Please contact Dornink with any specific questions.
- The size ordered can vary slightly in different styles. Ordering a sample is the best method for determining fit in each style. We give a 2" range for measurements in spandex as garments will stretch. Garments should fit closely while still allowing room to move arms and legs. Stretching some fabrics too much may cause foil, glitter or seams to become damaged or give way. Please contact us with any questions regarding measurements, length and sizing. Dornink is not responsible for variation in size due to style or fabric.
- For non-spandex dresses and skirts, ½-1" of ease is built into every dress. Ordering a sample is the best way to determine fit.
- Orders are placed into production only when completed sizing information, order confirmation and deposit are received

how to measure



1. Bust: measure the FULLEST part of bust
2. Waist: measure around waist at navel
3. Hip: measure around FULLEST part of hip
4. Height: measure head to foot



date received:

Women's Sizing Information

Organization:

style:
notes:

	last name	first name	chest	waist	hips	height	size
1							
2							
3							
4							
5							
6							
7							
8							
9							
10							
11							
12							
13							
14							
15							
16							
17							
18							
19							
20							
21							
22							
23							
24							
25							
26							
27							
28							
29							
30							



Dornink men's vests

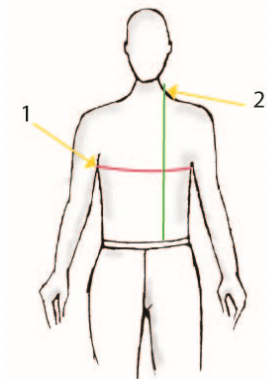
Size	3XS	2XS	XS	S	M	L	XL	2XL	3XL	4XL	5XL	6XL
Chest	31	33	35	37	39	41	43	35	47	49	51	53
Neck to Waist	21.5	22	22.5	23	23.5	24	24.5	25	25.5	26	27	27

READY to WEAR - sizing is specific to each style - see online sizing

Sizing Instructions

- Please carefully read sizing directions and information.
- Suits are sold as full sets, jackets and pants. All suit jackets are fully lined, pants are lined to the knees.
- Size 36 to 46 jackets, pant waist measurement drops 6". Example – Size 40 jacket has 34" waist pant. Size 48 to 50 jackets, pant waist measurement drops 5". Example Size 50 jacket has a 45" waist pant. Size 52-54 jackets, pant waist measurement drops 4". Example Size 54 jacket has a 48" waist pant.
- Suits are offered in Short, Regular or Long. Men six feet or taller should generally order extra length.
- Standard measurements needed for Dornink Show Choir suits are chest, waist, and height. Suits are offered as regular and slim fit. The slim fit is a narrower cut suit with less ease.
- Suits should always be ordered to fit the biggest body measurement. Some alterations are to be expected. Dornink sizes may be different than standard retail sized. Please contact Dornink with any specific questions.
- Orders are placed into production only when completed sizing information, order confirmation and deposit are received

how to measure



1. Chest: measure the circumference FULLEST part of chest under the arms while chest is expanded
2. Neck to waist: measure from the bone at the base of the back of the neck to the natural waist (about 1" below navel)
3. Waist: measure natural waist, 1" below navel
4. Height: measure head to foot



date received:

Men's Sizing Information

Organization:

style:
notes:

	last name	first name	chest	waist	height	neck	sleeve (neck to wrist)
1							
2							
3							
4							
5							
6							
7							
8							
9							
10							
11							
12							
13							
14							
15							
16							
17							
18							
19							
20							
21							
22							
23							
24							
25							
26							
27							
28							
29							
30							



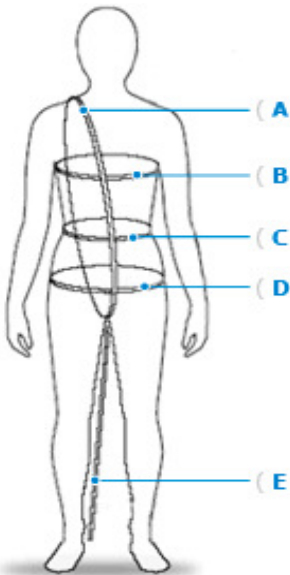
Dornink Dance Wear

	XXS	XS	S	M	L	XL	2XL	3XL	4XL	5XL
bust	30-32	32-34	34-36	36-38	38-40	40-42	42-44	44-47	47-50	50-53
waist	23-25	25-27	27-29	29-31	31-33	33-35	35-37	37-40	40-43	43-46
hip	33-35	35-37	37-39	39-41	41-43	43-45	45-47	47-50	50-53	53-56

Sizing Instructions

- Please carefully read sizing directions and information.
- Garments should always be ordered to fit the biggest body measurement. Some alterations are to be expected. Dornink sizes may be different than standard retail sizes. Please contact Dornink with any specific questions.
- The size ordered can vary slightly in different styles. Ordering a sample is the best method for determining fit in each style. We give a 2" range for measurements in spandex as garments will stretch. Garments should fit closely while still allowing room to move arms and legs. Stretching some fabrics too much may cause foil, glitter or seams to become damaged or give way. Please contact us with any questions regarding measurements, length and sizing. Dornink is not responsible for variation in size due to style or fabric.
- Orders are placed into production only when completed sizing information, order confirmation and deposit are received

how to measure



A - Girth: over the shoulder through crotch and over bust

B - Bust: measure the FULLEST part of bust

C - Waist: measure around waist at navel

D - Hip: measure around FULLEST part of hip

E - Inseam: measure from start of crotch to ankle

F - Height: measure head to foot

G - Over Arm: measure around the bust (B) including the arms

H - Half Girth : measure from front waist through the crotch to back waist

dornink

Fabric Order Form

BILL TO:

School/Organization		
Contact Person		
Address		
City	State	Zip
daytime phone		
email:		

SHIP TO:

School/Organization		
Contact Person		
Address		
City	State	Zip
evening phone		

Shipping

residence:___ non-residence:___

UPS Ground (5% of order)	
UPS 3 day (6% of order)	
UPS 2 day (8% of order)	
Next day (12% of order)	

prepayment in full, we accept checks and all major CCs

Payment

credit card number		
expiration date	security code	
name (as it appears on card)		
card holders billing address		
city	state	zip

ORDER

fabric name	description	color	qty	price	total

signature: _____

subtotal	
shipping	
total	
deposit	
balance	

By signing this form I verify that the order is complete and accurate and that I agree to Dornink policies.
 All orders must be paid in full prior to shipping. All sales are final on fabric and trim.

dornink

Exclusivity Form

School:	Style:	Color:
---------	--------	--------

Competitors

1
2
3
4
5

First come, first serve on rights to all styles. Exclusivity begins only once a signed contract is received. The guarantee only extends to Dornink's sales and does not include garments sold by other companies.